

Name of District : Kasaragod

Name of BRC : Kumbala

Standard : 2

Subject : English

Unit : 2

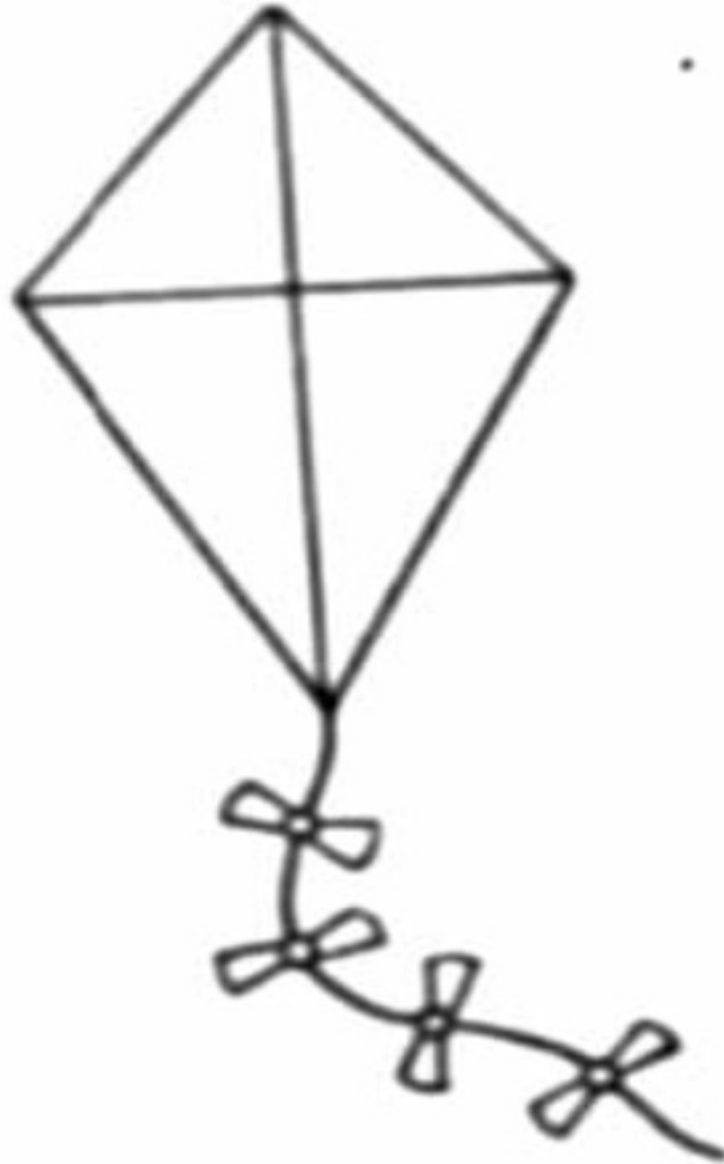
Lesson : Flying Kites

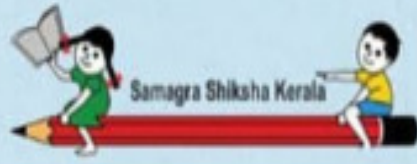
Worksheet No. : 1

Start

വെട്ട് ബോർഡ് ഷീറ്റ്

COLOUR THE KITE.





Name of District : Kasaragod

Name of BRC : Kumbala

Standard : 2

Subject : English

Unit : 2


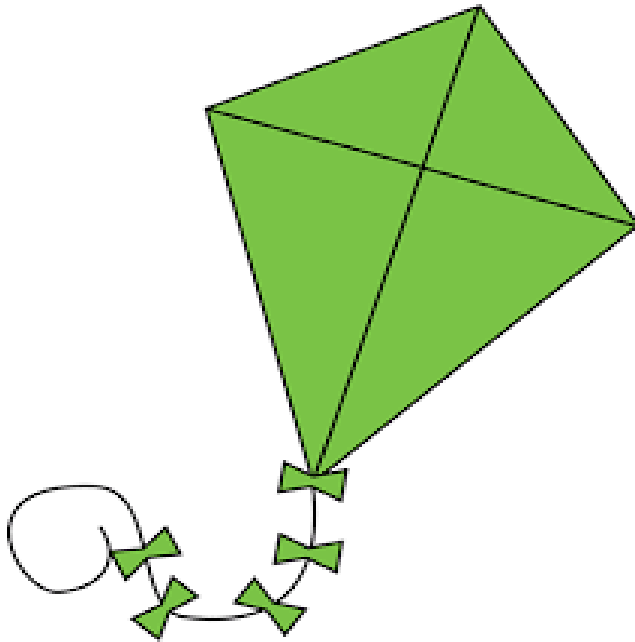
Lesson : Flying Kites

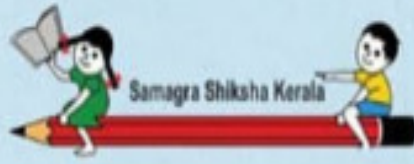
Worksheet No. : 2

Continuation

വെട്ട് ബോർഡ് ഷീറ്റ്

WHICH COLOUR KITE IS BIG?





Name of District : Kasaragod

Name of BRC : Kumbala

Standard : 2

Subject : English

Unit : 2

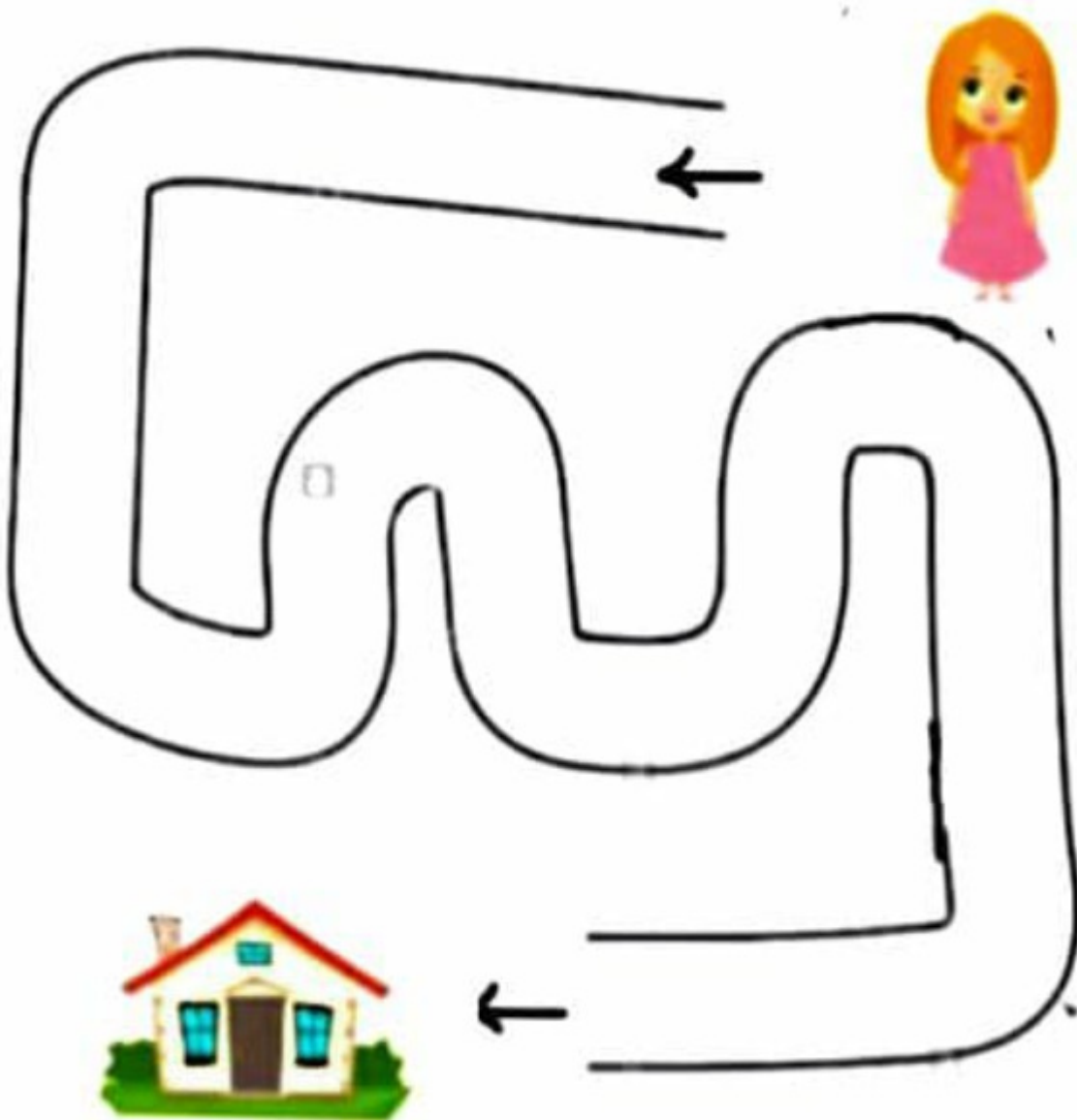
Lesson : Flying Kites

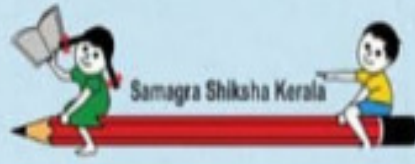
Worksheet No. : 3

Continuation

വെട്ട് ബോർഡ് ഷീറ്റ്

SHOW THE WAY TO MINU'S HOME





Name of District : Kasaragod

Name of BRC : Kumbala

Standard : 2

Subject : English

Unit : 2

Lesson : Flying Kites

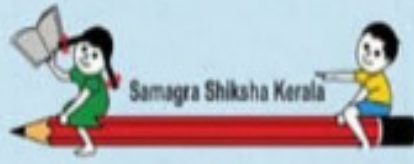
Worksheet No. : 4

Continuation

വെട്ടി ബോർഡ് ഷീറ്റ്

FIND THE CORRECT BODY PART OF THE BIRD





Name of District : Kasaragod

Name of BRC : Kumbala

Standard : 2

Subject : English

Unit : 2

Lesson : Flying Kites

Worksheet No. : 5

Continuation

വെട്ടു ബോർഡ് ഷീറ്റ്

FILL THE BOX WITH CORRECT LETTER

h, i, b, k

i t t y

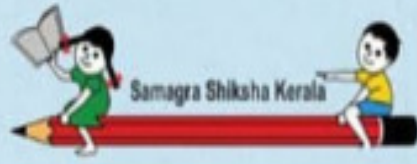


R a i n **o w**



K **t e**





Name of District : Kasaragod

Name of BRC : Kumbala

Standard : 2

Subject : English

Unit : 2

Lesson : Flying Kites

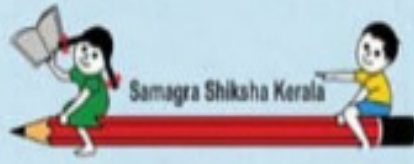
Worksheet No. : 6

Continuation

വെറ്റ് ബോർഡ് ഷീറ്റ്

Match the Minu's Friend





Name of District : Kasaragod

Name of BRC : Kumbala

Standard : 2

Subject : English

Unit : 2


Lesson : Flying Kites

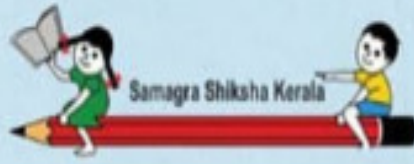
Worksheet No. : 7

Continuation

വെട്ട് ബോർഡ് ഷീറ്റ്

WHICH ONE IS FLYING, CIRCLE IT.





Name of District : Kasaragod

Name of BRC : Kumbala

Standard : 2

Subject : English

Unit : 2



Lesson : Flying Kites

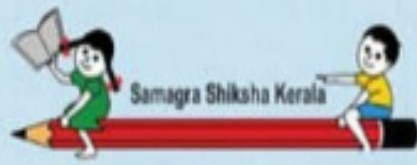
Worksheet No. : 8

Continuation

വെറ്റ് ബോർഡ് ഷീറ്റ്

**MAKE THE RAINBOW, BY USING
APPROPRIATE COLOUR**





Name of District : Kasaragod

Name of BRC : Kumbala

Standard : 2

Subject : English

Unit : 2

Lesson : Flying Kites

Worksheet No. : 9

Continuation

വെറ്റ് ബോർഡ് ഷീറ്റ്

FILL THE BLANK



V _ O L E T




I N _ I G O



_ L U E



G R E _ N



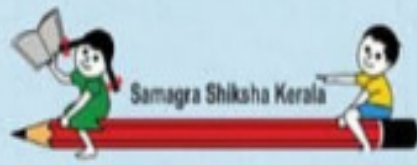
Y E L L _ W



O R A N G _



_ E D



Name of District : Kasaragod

Name of BRC : Kumbala

Standard : 2

Subject : English

Unit : 2

Lesson : Flying Kites

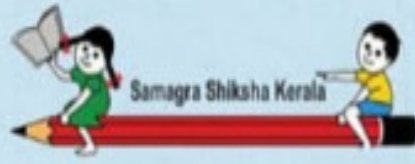
Worksheet No. : 10

Continuation

വെട്ട് ബോർഡ് ഷീറ്റ്

JOIN THE DOTS OF PICTURE





Name of District : Kasaragod

Name of BRC : Kumbala

Standard : 2

Subject : English

Unit : 2

Lesson : Flying Kites

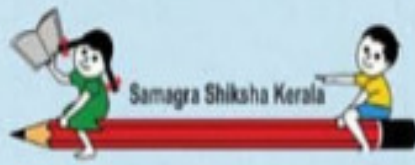
Worksheet No. : 11

Continuation

വെറ്റ് ബോർഡ് ഷീറ്റ്

**THE BIRD FLY AND SIT ON THE BRANCH
OF A TREE.
SHOW WITH AN ARROW DIAGRAM**





Name of District : Kasaragod

Name of BRC : Kumbala

Standard : 2

Subject : English

Unit : 2

Lesson : Flying Kites

Worksheet No. : 12

End

വെട്ട് ബോർഡ് ഷീറ്റ്

WRITE THE NAMES OF PICTURES

